



ALEXANDER ROSE

COMMERCIAL COLLECTION

CONTENTS

TIMBER

SORRENTO	20
ROBLE	30
SHERWOOD	46
NEW ENGLAND	54
OLD ENGLAND	58
PINE	64

BESPOKE	10
PROJECTS	14

METAL

CORDIAL	70
RIMINI	92
BEACH	102
PORTOFINO	112

ACCESSORIES	166
-------------	-----

WEAVE

OCEAN	124
OCEAN PEARL	134
SAN MARINO	142
MONTE CARLO	154







DIFFERENT BY DESIGN

We are proud to have been manufacturing outdoor and spa furniture for over 25 years. In that time we've evolved and adapted to become a leading designer and supplier of commercial furniture for the hospitality industry.

The design and development of our quality furniture happens from our Head Office in West Sussex, just an hour outside of London. We offer our supply and installation service nationwide and we can also deliver internationally.

There is a wide range of off-the-shelf designs to choose from and we also have the capacity to create bespoke pieces, whether furnishing a small garden or a large hotel development. You can visit our newly refurbished showroom at our Head Office to see our latest designs.

Our reputation has been built by listening to our clients, speaking their language, sharing their enthusiasm and bringing passion, experience and skill to the design and manufacture of outdoor furniture.

OUR SERVICE

INITIAL SITE VISIT

Your personal account manager will visit and assist you with design and layout. *

PLAN LAYOUTS & 3D VISUALISATIONS

We can provide you with multiple options to configure our furniture at your venue.

DELIVERY

Standard delivery of stocked items will be within 7-10 working days. Express delivery is available upon request, subject to availability. *

INSTALLATION

We are able to offer comprehensive installation of your furniture upon request. *

*UK Only

SUSTAINABILITY

We don't just talk about sustainability; we take action and it is always at the forefront of our minds. We responsibly source materials and utilise factories that possess fair and appropriate employee conditions.

Wherever possible, the waste generated from our production process is recycled. We are careful not to over-package our products and use recyclable packaging wherever possible. We have eliminated most single use plastic and pledge to become completely single use plastic free by 2022.

All of the timber we use is from a sustainable source and is certified FSC. We have received recognition from The Prince's Rainforest Project for our involvement in the preservation of millions of acres of tropical forest in Bolivia. Our weave products are 100% recyclable and non-toxic to the environment.

Forest Stewardship Council (FSC®)

FSC® certified timber is vital to Alexander Rose and we comply with the values of FSC®, as defined in the "Policy for the association of organisations with FSC®".

Alexander Rose is therefore proud to declare it is not directly or indirectly involved in the following activities:

- Illegal logging or the trade in illegal wood or forest products.
- Violation of traditional and human rights in forestry operations.
- Destruction of high conservation values in forestry operations.
- Significant conversion of forests to plantations or non-forest use.
- Introductions of genetically modified organisms in forestry.
- Violation of any of the ILO core conventions, as defined in the ILO declaration in fundamental principles and rights at work, 1998.

To find out more about this organisation please visit:
www.fsc.org



The mark of
responsible forestry

Look for FSC® certified products









3D CAD DRAWINGS

Your personal Account Manager will visit you on site to discuss your requirements and budget and give advice if needed. We will take photos and measurements of the area and your Account Manager will put together some options for you working with our in-house Graphic Designer. We will map out your furniture onto a CAD drawing of your venue, whether it be a balcony, terrace, conservatory or poolside.

Once the area has been drawn, it will be simple to move furniture around or even go for a completely different look so you can make sure you are getting exactly what you want and need. The drawings will be sent to you, along with a quotation.

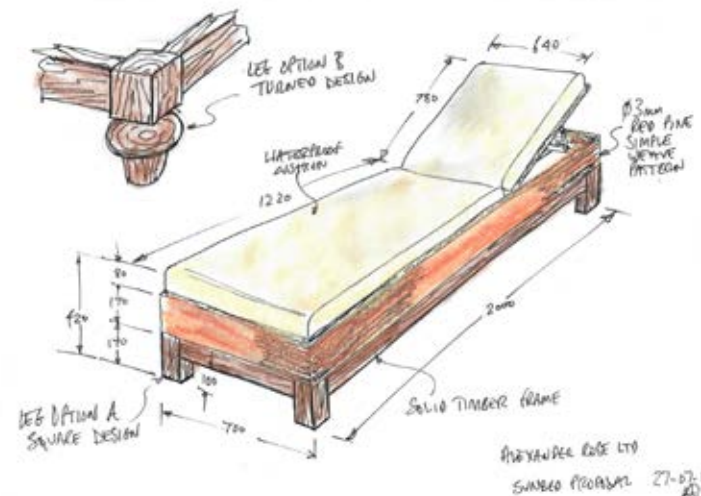
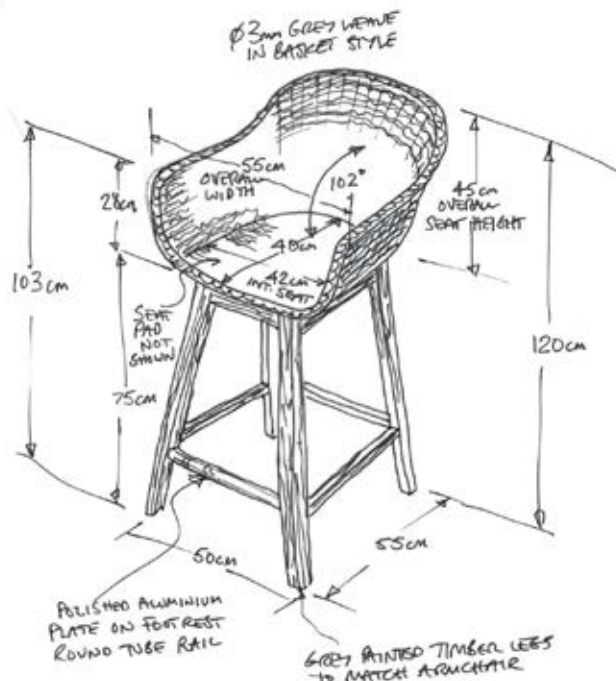
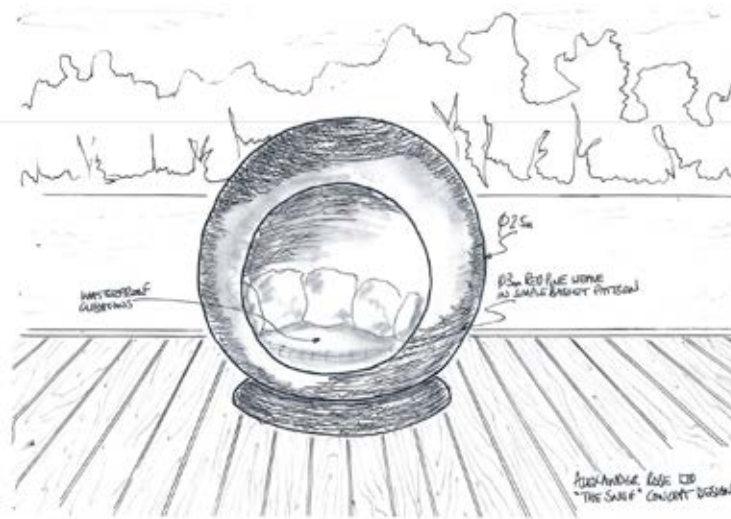
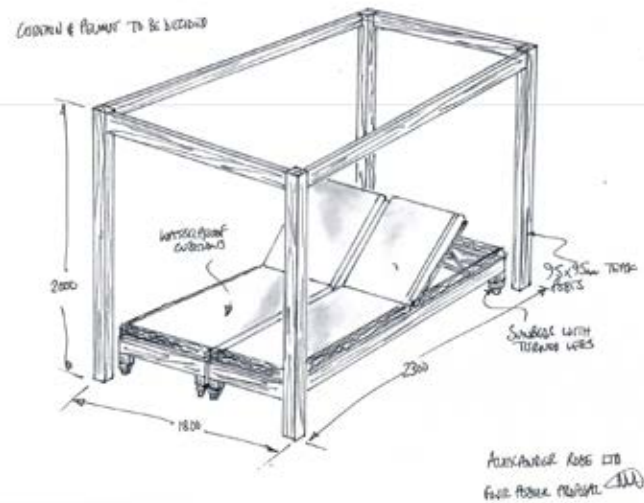
For overseas customers, you can send us images and measurements via email and we will then provide you with the same service.



BESPOKE

Looking for something unique to your brand or can't find what you are looking for in our brochure? We will work with you to create beautiful bespoke furniture unique to you to meet your style and budget.

We have an in-house design team on hand to bring your ideas to life. We work with many interior designers who want something completely unique and hotels and spas worldwide have chosen us to make furniture that matches their brand, their style and their vision.



ALEXANDER ROSE LTD.
BARSTOOL
26-03-18

ALEXANDER ROSE LTD
SUNBED PROGRAM 27-07-18





CLUB & SPA



MADE TO MEASURE CUSHIONS

PROCESS

Our in-house cushion factory can produce bespoke cushions – whether using COM for Alexander Rose cushions or made-to-measure cushions for your existing furniture or new project.

FABRIC

We have a choice of 17 fabrics to choose from, with an optional waterproof backing on. We use high performance fabrics from Texsilk, Pintail and Sunbrella – three of the world's foremost fabric producers.

You are also able to specify your own fabric which you can provide or we can source on your behalf (service charge applies)

LEAD TIME

Standard lead time for made to measure cushions will be 3-6 weeks dependent on the project size.

PROJECTS


















SORRENTO

Alexander Rose is proud to launch the Sorrento collection. This visually stunning modular furniture is a result of an exciting in-house collaboration between our Head of Design, Alan Morley and our Graphic Designer/Photographer Stefan Leth.

Their desire to create a beautifully crafted collection has come together over many months, to give the most visually appealing and comfortable result. Using sustainably sourced Teak as the chosen timber, Alan and Stefan challenged our factories' machining capability, in order to achieve the slatted back feature that epitomises the Sorrento. Deep seating luxurious cushions have been developed using high quality Sunbrella® fabrics. Comes with a 5 year warranty.



1. TEAK
2. SUNBRELLA® FABRIC













SORRENTO



Mid Module
203
H 900 W 1000 D 1100 WT 42KG



Corner Module
206
H 900 W 1100 D 1100 WT 55KG



Mid Module w/ Extension Table (Reversible)
207
H 900 W 1300 D 1100 WT 46KG



Mid Module w/ Arm Attachment (Reversible)
212
H 900 W 1100 D 1100 WT 48KG



Ottoman
208
H 380 W 1000 D 1000 WT 28KG



Square Coffee Table 1.0m x 1.0m
210
H 220 W 1000 D 1000 WT 21KG



Adjustable Sunbed
213
H 300/1000 W 665 D 2120 WT 34KG

FABRICS



Sunbrella® Natte Grey Chine

Sunbrella® Natte Taupe Chalk

Sunbrella® Savane Coconut

Sunbrella® Savane Whisper

Sunbrella® Savane Storm

Sunbrella® Savane Tornado






ROBLE

Our Roble collection provides some of the most beautiful outdoor furniture available in a selection of contemporary and traditional designs. Whether you prefer precise angles or traditional classic designs, you will find the perfect piece of furniture to complement any outside space. Comes with a 5 year warranty.

Our Roble is FSC® 100% certified.



- 1. ROBLE
- 2. OLEFIN FABRIC
- 3. ROSE SLING





















ROBLE



Broadfield Armchair
106
H 870 W 620 D 600 WT 10.5KG



Bengal Chair
115
H 1060 W 630 D 550 WT 9KG



Folding Carver
108
H 1050 W 570 D 640 WT 5.5KG



Folding Chair
179CH
H 810 W 460 D 500 WT 5KG



Folding Tea For Two
179
Chair H 810 W 460 D 500 WT 5KG
Table H 730 W 700 D 700 WT 11KG



Side Chair
151HB
H 945 W 510 D 600 WT 8KG



Stacking Armchair
150HB
H 945 W 605 D 600 WT 9KG



Stacking Armchair
150CS
H 945 W 605 D 600 WT 8KG



Bengal Folding Table 1.3mØ
145
H 740 W 1300 D 1300 WT 27KG



Bengal Pedestal Table 1.45mØ
124
H 740 W 1450 D 1450 WT 41KG



Bengal Pedestal Table Integral Lazy Susan 1.75mØ
147
H 740 W 1750 D 1750 WT 53KG



Round Table 1.25mØ
159X
H 730 W 1250 D 1250 WT 29KG



Round Table 1.25mØ
159
H 750 W 1250 D 1250 WT 28KG



Round Table 1.6mØ
160
H 750 W 1600 D 1600 WT 36KG



Square Table 0.8m x 0.8m
156
H 750 W 800 D 800 WT 16KG



Rectangular Table 1.5m x 1.0m
157
H 750 W 1030 D 1500 WT 33KG



Extending Table 1.0m x 2.0m/2.9m
172
H 765 W 1030 D 2000/2880 WT 63KG



Bench 4ft
152
H 840 W 1110 D 600 WT 15KG



Adjustable Sunbed
154
H 300/840 W 660 D 2080 WT 24KG
**Cushion Optional extra. Code 154C*



Adjustable Sling Sunbed
154CS
H 300/880 W 665 D 2070 WT 20KG



Sunbed Side Table
149
H 300 W 350 D 450 WT 4KG



Steamer Chair
148
H 970 W 690 D 1500 WT 17KG



Occasional Table
109
H 510 W 530 D 530 WT 5KG



Planter
142
H 460 W 410 D 410 WT 7KG

ROBLE



Broadfield Bench 4ft
104
H 870 W 1220 D 600 WT 16KG



Broadfield Bench 5ft
105
H 870 W 1460 D 600 WT 19KG



St. George Bench 5ft
117
H 920 W 1500 D 620 WT 23KG



St. George Bench 6ft
175
H 920 W 1830 D 620 WT 31KG



Turnberry Bench 4ft
132
H 970 W 1290 D 620 WT 21KG



Turnberry Bench 5ft
114
H 970 W 1540 D 620 WT 24KG



Royal Park Bench 5ft
137
H 920 W 1530 D 630 WT 36KG



Royal Park Bench 6ft
134
H 920 W 1830 D 630 WT 39KG



Royal Park Bench 8ft
133
H 920 W 2440 D 630 WT 48KG



Santa Cruz High Back Bench 5ft
111
H 1080 W 1510 D 710 WT 29KG



Companion Set
129
H 880 W 1790 D 720 WT 30KG



Folding Bench 4ft
119
H 980 W 1330 D 730 WT 17KG



*Lounge Armchair
121
H 900 W 760 D 850 WT 18KG



*2 Seater Sofa
122
H 900 W 1400 D 850 WT 30KG



*Corner Module
161
H 900 W 850 D 850 WT 19KG



*Single Mid Module
162
H 900 W 680 D 850 WT 13KG



*Left End Module
165
H 900 W 680 D 850 WT 14.5KG



*Right End Module
164
H 900 W 680 D 850 WT 14.5KG



*Swivel Lounge Chair
121S
H 880 W 760 D 850 WT 23KG



Coffee Table 1.2m x 0.7m
155
H 430 W 680 D 1200 WT 15KG




Side Table 0.8m x 0.8m
125
H 430 W 800 D 800 WT 12KG

*Available in below cushion fabrics:



Oatmeal



Charcoal






SHERWOOD

This sustainable timber range is made from Acacia hardwood which has been designed to have a rough rustic finish using textured polyurethane paint. These traditional timeless classics include benches, dining sets and sunloungers. Comes with a 2 year warranty.

Our Acacia is FSC® 100% certified.



- 1. ACACIA
- 2. ROSE SLING









SHERWOOD



Side Chair
357S
H 870 W 470 D 560 WT 10KG



Broadfield Armchair
333S
H 870 W 610 D 590 WT 13KG



Bengal Armchair
367S
H 1060 W 615 D 560 WT 8KG



Square Table 0.8m x 0.8m
381S
H 760 W 800 D 800 WT 18KG



Gateleg Table 1.2m x 1.2m
321S
H 740 W 1200 D 1200 WT 35KG



Rectangular Table 1.65m x 1.0m
343S
H 730 W 1000 D 1660 WT 33.5KG



Extending Table 1.1m x 1.8m/2.4m
368S
H 750 W 1800/2400 D 1100 WT 39KG



Steamer Chair
355S
H 960 W 560 D 1500 WT 18KG



Occasional Table 0.64mØ
324S
H 450 W 640 D 640 WT 7KG



Slatted Sunbed
391S
H 300/840 W 660 D 2080 WT 24KG



Sling Sunbed
390S
H 300/840 W 660 D 2080 WT 17KG

SHERWOOD



Broadfield Bench 4ft
334S
H 870 W 1220 D 580 WT 19KG



Broadfield Bench 5ft
335S
H 870 W 1460 D 580 WT 22KG



Broadfield Bench 6ft
366S
H 870 W 1780 D 580 WT 25KG



Turnberry Bench 4ft
332S
H 970 W 1290 D 620 WT 24KG



Turnberry Bench 5ft
322S
H 970 W 1570 D 620 WT 31KG



St. George Bench 4ft
346S
H 920 W 1220 D 620 WT 25KG



St. George Bench 5ft
345S
H 920 W 1460 D 620 WT 29.5KG



Chorus Bench 4ft
389S
H 870 W 1220 D 600 WT 20KG



Lutyens Bench 6ft
384S
H 1040 W 1800 D 640 WT 35.5KG



Companion Set
340S
H 880 W 1790 D 700 WT 36KG



Children's Bench
327S
H 600 W 750 D 400 WT 8KG



Broadfield Coffee Table 1.1m x 0.65m
330S
H 430 W 640 D 1120 WT 17KG






NEW ENGLAND

Our New England furniture consists of four white benches to brighten up any outdoor space. Manufactured using our Acacia timber coated in a rich satin polyurethane paint, the furniture has been beautifully transformed making it fresh, clean and suitable for any environment. Comes with a 2 year warranty.

Our New England is FSC® 100% certified.



1. PAINTED ACACIA



NEW ENGLAND



Broadfield Bench 4ft

334W

H 880 W 1270 D 580 WT 17KG



Broadfield Bench 5ft

335W

H 880 W 1510 D 590 WT 20KG



Drachmann Bench 5ft

342W

H 880 W 1510 D 580 WT 21KG



Turnberry Bench 5ft

322W

H 970 W 1570 D 620 WT 26.5KG






OLD ENGLAND

Our Old England furniture consists of three distinctive dining sets and new for 2021, our timeless Turnberry bench. These are made from Acacia timber and the brushed grey finish is achieved using a durable polyurethane paint.

The look and feel of our Old England furniture is manufactured to give aged appearance. Should you wish to treat your furniture this can be done by lightly sanding it down periodically and re-applying a coat of satin paint. Comes with a 2 year warranty.

Our Old England is FSC® 100% certified.



1. GREY PAINTED ACACIA
2. GREY WEAVE
3. POLYESTER FABRIC







SHERWOOD



Rectangular Table 2.0m x 0.9m
610
H 760 W 915 D 1980 WT 41KG



Grey Painted Bench
611
H 460 W 400 D 1780 WT 22KG



Side Bench
612
H 460 W 400 D 600 WT 6KG



Woven Bucket Chair
613C
H 970 W 1570 D 620 WT 31KG



Rectangular Table 2.2m x 1.0m
613T
H 775 W 2200 D 1000 WT 35.5KG



Turnberry Bench 5ft
322G
H 970 W 1570 D 620 WT 31KG






PINE

Pine is an extremely popular softwood for making outdoor furniture. Our Pine is carefully sourced from responsibly managed forests in Eastern Europe. Each piece has been pressure treated in order to make it suitable for outdoor use.

The timber has a figurative grain and the yellow/green colour will mellow over time to an attractive silver/grey. This rustic collection of furniture is practical, space-saving and suitable for all budgets. Comes with a 2 year warranty.

Our Pine is FSC® 100% certified.



1. PINE









Woburn Picnic Table 5ft
310
H 690 W 1290 D 1480 WT 39.5KG



Woburn Picnic Table 6ft
316
H 690 W 1290 D 1800 WT 44.5KG



Heavy Duty Picnic Table 6ft
316C
H 700 W 1290 D 1800 WT 59KG



Gleneagles Picnic Table 1.88mØ
306
H 770 W 1880 D 1880 WT 59KG



Children's Picnic Table 2ft
310C
H 460 W 640 D 740 WT 12.5KG



Marlow Bench 4ft
298
H 915 W 1230 D 615 WT 20KG



Marlow Bench 5ft
299
H 915 W 1500 D 615 WT 23.5KG



Farmers High Back Bench 5ft
309
H 1090 W 1570 D 740 WT 26KG



Farmers Table 1.9m x 1.0m
314
H 740 W 1030 D 1900 WT 57KG



Farmers Bench 6ft
312
H 460 W 1800 D 440 WT 27.5KG



Farmers Stool (2 pack)
375
H 440 W 580 D 430 WT 8KG






CORDIAL

Cordial is cleverly crafted from tubular powder coated aluminium frames, which have been hand woven with marine grade Olefin rope with a soft rubber core, which has a faster drying time compared to unfilled ropes.

We are excited to introduce our new Cordial Luxe range into this on-trend collection for 2021, which includes a modular lounge set, two seater sofa with armchairs and a beautiful sunbed. Cordial dining options include a choice of tables to seat up to eight people, with the choice of grey or beige frames and Roble wood or HPL tops, in either pebble or sand colours to match the frames. Comes with a 5 year warranty.




- 1. POWDER COATED ALUMINIUM FRAME
- 2. BRAIDED OLEFIN ROPE
- 3. HPL TOP
- 4. SUNBRELLA® FABRIC

























FABRICS

Sunbrella® Natte Grey Chine


Sunbrella® Natte Taupe Chalk

Oatmeal

Anthracite

Charcoal

FABRICS



Sunbrella® Savane Coconut

Sunbrella® Savane Silver

Sunbrella® Savane Storm

Sunbrella® Savane Flanelle

CORDIAL LUXE



Luxe Lounge Chair Light Grey
7563LG
H 885 W 880 D 820 WT 13KG



Luxe 2 Seater Sofa Light Grey
7562LG
H 885 W 1410 D 820 WT 19.5KG



Luxe Mid Module Light Grey
7565LGMID
H 900 W 800 D 900 WT 16.5KG



Luxe Corner Module Light Grey
7565LGCOR
H 900 W 900 D 900 WT 20.5KG



Luxe Ottoman Light Grey
7567LG
H 420 W 800 D 800 WT 11KG



Luxe Coffee Table Light Grey w/ HPL Top
7568LG
H 240 W 800 D 800 WT 14KG



Luxe Surf Sunbed Light Grey
7569LG
H 870 W 630 D 2120 WT 24.5KG



Luxe Dining Chair Light Grey
7561GR
H 815 W 700 D 640 WT 9KG

CORDIAL LUXE



Luxe Lounge Chair Grey
7563GR
H 885 W 880 D 820 WT 13KG



Luxe 2 Seater Sofa Grey
7562GR
H 885 W 1410 D 820 WT 19.5KG



Luxe Mid Module Grey
7565GRMID
H 900 W 800 D 900 WT 16.5KG



Luxe Corner Module Grey
7565GRCOR
H 900 W 900 D 900 WT 20.5KG



Luxe Ottoman Grey
7567GR
H 420 W 800 D 800 WT 11KG



Luxe Coffee Table Grey w/ HPL Top
7568GR
H 240 W 800 D 800 WT 14KG



Luxe Surf Sunbed Grey
7569GR
H 870 W 630 D 2120 WT 24.5KG



Luxe Dining Chair Grey
7561GR
H 815 W 700 D 640 WT 9KG

CORDIAL



Grey Dining Chair
7541GR
H 815 W 700 D 640 WT 9KG



Grey Bistro Table w/ Pebble HPL Top
7551GRPEB
H 740 W 625 D 625 WT 5.5KG



Grey Bistro Table w/ Roble Top
7551GRROB
H 740 W 625 D 625 WT 5KG



Grey Shaped Table 1.2m x 1.2m w/ Pebble HPL Top
7552GRPEB
H 740 W 1200 D 1200 WT 34KG



Grey Shaped Table 1.2m x 1.2m w/ Roble Top
7552GRROB
H 740 W 1200 D 1200 WT 30KG



Grey Shaped Table 2.0m x 1.2m w/ Pebble HPL Top
7553GRPEB
H 740 W 1200 D 2000 WT 42KG



Grey Shaped Table 2.0m x 1.2m w/ Roble Top
7553GRROB
H 740 W 1200 D 2000 WT 37KG



Grey Shaped Table 2.7m x 1.2m w/ Pebble HPL Top
7554GRPEB
H 740 W 1200 D 2700 WT 53KG



Grey Shaped Table 2.7m x 1.2m w/ Roble Top
7554GRROB
H 740 W 1200 D 2700 WT 47KG



Beige Dining Chair
7541BE
H 815 W 700 D 640 WT 9KG



Beige Bistro Table w/ Sand HPL Top
7551BESAN
H 740 W 625 D 625 WT 5.5KG



Beige Bistro Table w/ Roble Top
7551BEROB
H 740 W 625 D 625 WT 5KG



Beige Shaped Table 1.2m x 1.2m w/ Sand HPL Top
7552BESAN
H 740 W 1200 D 1200 WT 34KG



Beige Shaped Table 1.2m x 1.2m w/ Roble Top
7552BEROB
H 740 W 1200 D 1200 WT 30KG



Beige Shaped Table 2.0m x 1.2m w/ Sand HPL Top
7553BESAN
H 740 W 1200 D 2000 WT 42KG



Beige Shaped Table 2.0m x 1.2m w/ Roble Top
7553BEROB
H 740 W 1200 D 2000 WT 37KG



Beige Shaped Table 2.7m x 1.2m w/ Sand HPL Top
7554BESAN
H 740 W 1200 D 2700 WT 53KG



Beige Shaped Table 2.7m x 1.2m w/ Roble Top
7554BEROB
H 740 W 1200 D 2700 WT 47KG

CORDIAL



Grey Lounge Chair
7543GR
H 885 W 885 D 700 WT 13KG



Grey 2 Seater Sofa
7545GR
H 885 W 1410 D 700 WT 19.5KG



Grey 3 Seater Sofa
7542GR
H 885 W 1900 D 700 WT 24KG



Coffee Table Grey Frame w/ Pebble HPL Top
7547GRPEB
H 400 W 850 D 1200 WT 15.5KG



Side Table Grey Frame w/ Pebble HPL Top
7548GRPEB
H 400 W 625 D 625 WT 6.5KG



Coffee Table Grey Frame w/ Roble Top
7547GRROB
H 400 W 850 D 1200 WT 14KG



Side Table Grey Frame w/ Roble Top
7548GRROB
H 400 W 625 D 625 WT 6KG

CORDIAL



Beige Lounge Chair

7543BE

H 885 W 885 D 700 WT 13KG



Beige 2 Seater Sofa

7545BE

H 885 W 1410 D 700 WT 19.5KG



Beige 3 Seater Sofa

7542BE

H 885 W 1900 D 700 WT 24KG



Coffee Table Beige Frame w/ Sand HPL Top

7547BESAN

H 400 W 850 D 1200 WT 15.5KG



Side Table Beige Frame w/ Sand HPL Top

7548BESAN

H 400 W 625 D 625 WT 6.5KG



Coffee Table Beige Frame w/ Roble Top

7547BEROB

H 400 W 850 D 1200 WT 14KG



Side Table Beige Frame w/ Roble Top

7548BEROB

H 400 W 625 D 625 WT 6KG





RIMINI

In line with the ever growing trend for aluminium furniture, 2021 sees the launch of our new Rimini collection, with its very distinct design features.

The craftsmanship of the metal workers can really be appreciated in the quality of welding and polishing of the frames, before being powder coated in a finely textured matt grey finish. The luxurious deep cushions come in a light grey colour to complement the frames. All table tops come in a striking dappled grey ceramic effect glass. The extensive Rimini range will undoubtedly transform your outdoor space. Comes with a 2 year warranty.



- 1. POWDER COATED ALUMINIUM FRAME
- 2. CERAMIC EFFECT GLASS
- 3. SLING
- 4. POLYESTER FABRIC













RIMINI



Side Chair
9923
H 800 W 470 D 560 WT 3.5KG



Armchair
9922
H 800 W 565 D 560 WT 4KG



Square Table 0.75m w/ Ceramic Glass
9926
H 740 W 750 D 750 WT 13.5KG



Rectangular Table 1.5m x 0.9m w/ Ceramic Glass
9927
H 740 W 1500 D 900 WT 25KG



Extending Table 1.0m x 2.3m/3.0m w/ Ceramic Glass
9929
H 760 W 2325/3000 D 1000 WT 61KG



Round Table 1.3m w/ Ceramic Glass
9930
H 730 W 1300 D 1300 WT 23.5KG



Adjustable Stacking Sling Sunbed
9937
H 360/890 W 720 D 1975 WT 13KG



Lounge Chair
9933
H 880 W 785 D 850 WT 11KG



3 Seater Sofa
9934
H 880 W 1770 D 850 WT 22KG



Coffee Table w/ Ceramic Glass
9935
H 320 W 1100 D 600 WT 10KG



Single Mid Module
9904
H 780 W 750 D 850 WT 13KG



Corner Module
9905
H 780 W 1100 D 1100 WT 20KG



Double Mid Module
9906
H 780 W 1500 D 850 WT 22.5KG



Coffee Table 0.85m w/ Ceramic Glass
9908
H 335 W 850 D 850 WT 12KG



Coffee Table 0.7m w/ Ceramic Glass
9907
H 275 W 700 D 700 WT 9KG



Tray Side Table 0.45m
9938
H 530 W 440 D 440 WT 3KG



Solar Lights (Set of 2)
9939
Large H 620 W 200 D 150 WT 3KG
Small H 520 W 200 D 150 WT 3KG






BEACH


Alexander Rose collaborated with renowned UK designer Carsten Astheimer to create our ultra-comfortable Beach range. Its unique design features and the way in which the waterproof pillow style cushions attach to the perforated mesh frames, by using toggles, make this collection a real talking point.

Comfort, versatility and functionality combine to make the Beach perfect for modern outdoor living.

We offer the Beach in five different fabrics as standard, and new for 2021 we are delighted to offer an additional six fabric choices from Sunbrella, the leader in outdoor fabrics. Comes with a 2 year warranty.



1. POWDER COATED ALUMINIUM FRAME
2. HPL TOP
3. ROBLE
4. OLEFIN FABRIC



OLEFIN CUSHION FABRIC


The high specification Beach cushions are made using a tough 405gsm/m² solution dyed Olefin, with a colour fastness to light 8. The outside of the fabric has the pre-treated water proof finish applied, and on the rear side is the polyethylene (PE) layer that makes the fabric water resistant. Cushion covers are sewn using an unbreakable outdoor rot-proof marine grade thread, giving a lifelong strength to the seams.



VENTED MESH PANEL

In each of the seat and back cushions there is a sewn in vented mesh panel made from our durable Rose Sling material; this allows the air to escape when in use and returns the cushion back to its original shape after use. This design feature gives the Beach that luxurious sinking sensation and all round comfort.





CUSHION TOGGLE

The cushion toggles are made from hard-wearing colourfast ABS (Acrylonitrile Butadiene Styrene) and are fitted with an elasticated waterproof cord with a natural rubber core and a braided polyester outer sleeve. The toggle cord is joined together with zinc plated metal crimps and covered in a plastic sleeve in order to protect the paint finish of the frames. The toggles are easily fitted by the customer through the perforated holes in the frames.



HOLLOW FIBRE FILLING

The soft hollow fibre filling is fitted inside a breathable polypropylene (PP) interliner. This casing has excellent abrasion and antibacterial qualities. The internal 'pillow' is made up in compartments, which prevents the filling material from moving around and losing its shape over time.







FABRICS



Grey

Taupe

Ochre

Jade

Blue

FABRICS



Sunbrella® Natte Grey Chine

Sunbrella® Natte Taupe Chalk

Sunbrella® Savane Coconut

Sunbrella® Savane Whisper

Sunbrella® Savane Storm

Sunbrella® Savane Tornado

BEACH



Corner Module Grey
8801FLGR
H 830 W 980 D 980 WT 20KG



Corner Module Taupe
8801FLTA
H 830 W 980 D 980 WT 20KG



Corner Module Blue
8801FLBL
H 830 W 980 D 980 WT 20KG



Corner Module Jade
8801FLJA
H 830 W 980 D 980 WT 20KG



Corner Module Ochre
8801FLOC
H 830 W 980 D 980 WT 20KG



Middle Module Grey
8802FLGR
H 830 W 700 D 980 WT 15KG



Middle Module Taupe
8802FLTA
H 830 W 700 D 980 WT 15KG



Middle Module Blue
8802FLBL
H 830 W 700 D 980 WT 15KG



Middle Module Jade
8802FLJA
H 830 W 700 D 980 WT 15KG



Middle Module Ochre
8802FLOC
H 830 W 700 D 980 WT 15KG

BEACH



Footstool Grey
8800FLGR
H 490 W 700 D 700 WT 9KG



Footstool Taupe
8800FLTA
H 490 W 700 D 700 WT 9KG



Footstool Blue
8800FLBL
H 490 W 700 D 700 WT 9KG



Footstool Jade
8800FLJA
H 490 W 700 D 700 WT 9KG



Footstool Ochre
8800FLOC
H 490 W 700 D 700 WT 9KG



Coffee Table w/ Pebble HPL Top
8803FLPEB
H 230 W 700 D 1220 WT 14KG



Coffee Table w/ Roble Top
8803FLROB
H 230 W 700 D 1220 WT 12KG



Side Table w/ Pebble HPL Top
8804FLPEB
H 230 W 700 D 700 WT 9KG



Side Table w/ Roble Top
8804FLROB
H 230 W 700 D 700 WT 8KG



Cover (6 Pack)
FC38






PORTOFINO

The Portofino Collection of outdoor furniture has been one of our most successful collections of this decade and offers style and simplicity.

Precision is the hallmark of this collection and this is demonstrated in the intricate way the mesh and structure blend together, fusing lines, shapes and patterns in the designs of the tables and chairs before applying a smooth powder coated finish.

New for 2021, we have introduced a sleek six piece casual dining set and relaxing swing seat that transforms into a swing bed, making our Portofino range perfect to suit your requirements, from dining to lounging. Comes with a 2 year warranty.



1. MILD STEEL FRAMES
2. ROSE SLING
3. STONE TOP
4. GREY WEAVE
5. POLYESTER FABRIC
















FABRICS

Charcoal Stripe

Green Stripe

Ochre

Jade

Blue

PORTOFINO



Stacking Side Chair
7951

H 880 W 440 D 660 WT 5KG



Stacking Armchair
7952

H 880 W 550 D 660 WT 6.5KG



High Back Stacking Armchair
7982

H 950 W 530 D 710 WT 6KG



Woven Armchair
7962

H 880 W 540 D 670 WT 6KG



Stacking Armchair
483

H 850 W 550 D 610 WT 4.5KG



Bench 4ft
7956

H 880 W 1130 D 670 WT 12KG



Folding Tea For Two w/ Cushions
7978

Chair H 900 W 460 D 530 WT 6KG
Table H 730 W 600 D 600 WT 7KG



Round Bistro Table 0.7mØ
7953

H 740 W 700 D 700 WT 9.5KG



Square Bistro Table 0.7m x 0.7m
7954

H 740 W 700 D 700 WT 9.5KG



Folding Round Table 0.8mØ
7988

H 720 W 800 D 800 WT 8.5KG



Folding Table 1.1m x 0.7m
7984

H 720 W 700 D 1100 WT 11.5KG



Round Table 1.05mØ
7957

H 740 W 1050 D 1050 WT 10.5KG

PORTOFINO



Round Stone Table 1.18mØ
7977
H 740 W 1180 D 1180 WT 31KG



Round Table 1.5mØ
7981
H 740 W 1500 D 1500 WT 26KG



Square Stone Top Table 0.8m x 0.8m
491
H 740 W 800 D 800 WT 21KG



Rectangular Table 0.9m x 1.45m
7958
H 750 W 900 D 1450 WT 19.5KG



Lounge Chair
7986
H 900 W 715 D 800 WT 6.5KG



2 Seater Sofa
7985
H 900 W 1280 D 800 WT 15.5KG



Coffee Table
7987
H 480 W 610 D 1120 WT 8.5KG



6 Piece Dining Set
7990
H 830 W 2500 D 2500 WT 57KG



Adjustable Sunbed
470
H 320/890 W 650 D 1770 WT 9KG



Sunbed Side Table
471
H 350 W 420 D 420 WT 3KG



Swing Seat
7989
H 1780 W 2275 D 1350 WT 55KG





OCEAN

Inspired by the sea, the Ocean range will bring a tropical seaside touch to your outdoor space.

This range embodies the innovation of Alexander Rose, continuing to challenge the boundaries of design and functionality.


The Ocean range is woven in a beautiful 'V' and open weave pattern using 7mm & 12mm flat triple tone bronze Rose Fibres. Ocean cushions are made using oatmeal Olefin fabric. Comes with a 5 year warranty.



1. OCEAN WEAVE
2. POWDER COATED ALUMINIUM FRAMES
3. TEMPERED GLASS
4. OLEFIN FABRIC













OCEAN



Wave Armchair
761
H 840 W 580 D 640 WT 5.5KG



Fiji Stacking Armchair
723
H 890 W 570 D 660 WT 4KG



Wave Bistro Table 0.6mØ
770
H 730 W 600 D 600 WT 7.5KG



Wave Round Table 1.3mØ
769
H 740 W 1300 D 1300 WT 29.5KG



Fiji Square Table 0.8m x 0.8m
727
H 740 W 810 D 810 WT 15KG



Wave Rectangular Table 1.7m x 1.0m
758
H 740 W 1000 D 1700 WT 32KG



Wave Bench 4ft
761B
H 840 W 1170 D 640 WT 9.5KG



Relax Hut
760
H 1870 W 2200 D 1150 WT 58.5KG



Maldives Armchair
701
H 800 W 960 D 900 WT 20.5KG



Maldives 2 Seater Sofa
702
H 800 W 1560 D 900 WT 28.5KG



Maldives 3 Seater Sofa
703
H 800 W 2150 D 900 WT 36KG



Maldives Corner Sofa
708
H 800 W 2160 D 2160 WT 57KG



Maldives Coffee Table w/ Glass 1.0m x 0.6m
706
H 330 W 590 D 1000 WT 11.5KG



Maldives Side Table w/ Glass
707
H 600 W 450 D 450 WT 6.5KG



Fiji Adjustable Sunbed
786
H 410/990 W 700 D 2100 WT 13KG



Fiji Side Table
790
H 320 W 300 D 300 WT 2KG






OCEAN PEARL

Alexander Rose introduced the Ocean Pearl to celebrate 10 years of the established Ocean collection.

The mixed tones of the Pearl coloured Rose Fibres gives a lighter option to the Ocean Bronze, whilst keeping the iconic designs of the original Ocean Bronze range. Ocean Pearl is woven in a 7mm flat Rose Fibre in a traditional basket style pattern. Ocean Pearl cushions are made using pearl Olefin fabric. Comes with a 5 year warranty.



1. PEARL WEAVE
2. POWDER COATED ALUMINIUM FRAMES
3. TEMPERED GLASS
4. OLEFIN FABRIC









OCEAN PEARL



Wave Armchair
761PRL
H 840 W 580 D 640 WT 5.5KG



Fiji Stacking Armchair
723PRL
H 890 W 570 D 660 WT 4KG



Wave Bistro Table 0.6mØ
770PRL
H 730 W 600 D 600 WT 7.5KG



Wave Round Table 1.3mØ
769PRL
H 740 W 1300 D 1300 WT 29.5KG



Fiji Square Table 0.8m x 0.8m
727PRL
H 740 W 810 D 810 WT 15KG



Fiji Rectangular Table 1.35m x 0.8m
716PRL
H 740 W 800 D 1350 WT 24KG



Fiji 2 Seater Bar Set
764PRL
Chair H 1060 W 600 D 620 WT 5KG
Table H 1060 W 720 D 720 WT 6KG



Fiji Bar Stool
765PRL
H 1060 W 600 D 620 WT 5.5KG

OCEAN PEARL



Lounge Armchair
718PRL
H 800 W 800 D 760 WT 12KG



2 Seater Sofa
717PRL
H 790 W 1350 D 750 WT 20.5KG



Coffee Table 1.0m x 0.6m
719PRL
H 320 W 600 D 1000 WT 15KG



Surf Sunbed
792PRL
H 860 W 620 D 2100 WT 20KG



Stacking Sunbed
714PRL
H 400/1050 W 750 D 2000 WT 14.5KG



Sunbed Sleigh Side Table
715PRL
H 650 W 350 D 490 WT 2KG



Sunset Lounge Set
713PRL
H 750 W 1600 D 1800 WT 74.5KG






SAN MARINO

The San Marino range captures the wealth and elegance of the Mediterranean region, creating the perfect setting for your outside space.

San Marino is woven in a traditional basket style weave using 3mm Red Pine Rose Fibres. San Marino cushions are made using oatmeal Olefin fabric. Comes with a 5 year warranty.



- 1. SAN MARINO WEAVE
- 2. POWDER COATED ALUMINIUM FRAMES
- 3. TEMPERED GLASS
- 4. OLEFIN FABRIC

















SAN MARINO



Curved Top Armchair
7801
H 890 W 610 D 680 WT 8KG



Square Top Armchair
7802
H 890 W 640 D 670 WT 8KG



Stacking Armchair
7832
H 840 W 590 D 620 WT 6KG
*Cushion Optional extra. Code 7731C



Stacking Side Chair
7831
H 840 W 530 D 620 WT 5KG
*Cushion Optional extra. Code 7731C



Bistro Table 0.6mØ
7870
H 730 W 610 D 610 WT 8.5KG



Square Table 0.8m x 0.8m
7823
H 740 W 810 D 810 WT 15KG



Round Table 1.2mØ
7807
H 740 W 1200 D 1200 WT 25.5KG



Round Table 1.5mØ
7808
H 740 W 1500 D 1500 WT 36.5KG



Oval Table 2.0m x 1.5m
7811
H 740 W 1500 D 2000 WT 57KG



Rectangular Table 1.6m x 1.0m
7827
H 760 W 1000 D 1600 WT 30KG



Bar w/ Basin
7822
H 1100 W 1500 D 600 WT 42.5KG

SAN MARINO



Lounge Chair
7803
H 790 W 900 D 880 WT 20KG



2 Seater Sofa
7804
H 790 W 1530 D 870 WT 28KG



Mid Module
7805MID
H 790 W 1220 D 880 WT 22KG



Corner Module
7805COR
H 790 W 880 D 880 WT 19KG



Ottoman
7820
H 410 W 790 D 1260 WT 16KG



Coffee Table 1.25m x 0.8m
7812
H 330 W 790 D 1260 WT 22KG



Raised Sunlounger
7814
H 820 W 630 D 1730 WT 19.5KG



Adjustable Sunbed
7817
H 420/930 W 780 D 1980 WT 22.5KG



Sunbed Side Table
7836
H 280 W 390 D 390 WT 3KG



Lovers' Recliner
7806
H 960 W 1660 D 930 WT 58KG



Lazy Chair
7837
H 1080 W 700 D 970 WT 12KG



Round Side Table
7838
H 515 W 570 D 570 WT 5KG






MONTE CARLO

Our Monte Carlo furniture is manufactured at our factory in Cebu, by highly skilled weavers.

The 3mm textured synthetic rattan gives a natural feel and the charcoal grey cushions complement the mid grey weave. Monte Carlo cushions are made using charcoal Olefin fabric. Comes with a 2 year warranty.



- 1. MONTE CARLO WEAVE
- 2. POWDER COATED ALUMINIUM FRAMES
- 3. TEMPERED GLASS
- 4. OLEFIN FABRIC


















MONTE CARLO



Closed Weave Armchair
7701GR
H 900 W 630 D 670 WT 8.5KG



Open Weave Armchair
7702GR
H 900 W 620 D 680 WT 6KG



Stacking Armchair
7731GR
H 840 W 530 D 620 WT 5KG
*Cushion Optional extra. Code 7731C



Olefin Stacking Armchair Cushion
7731CGR
H 50 W 450 D 450 WT -
*Cushion Optional extra. Code 7731C



Bistro Table 0.6mØ
7732GR
H 730 W 600 D 600 WT 8KG



Square Table 0.8m x 0.8m
7723GR
H 740 W 800 D 800 WT 18KG



Round Table 1.2mØ
7707GR
H 740 W 1200 D 1200 WT 24.5KG



Round Table 1.5mØ
7708GR
H 740 W 1500 D 1500 WT 38KG



Round Table 1.8mØ
7709GR
H 740 W 1800 D 1800 WT 50KG



Stacking Sunbed
7734GR
H 460/1000 W 720 D 2020 WT 13KG



Sunbed Side Table
7736GR
H 440 W 360 D 360 WT 2KG

MONTE CARLO



Lounge Chair
7703GR
H 760 W 900 D 910 WT 17.5KG



2 Seater Sofa
7704GR
H 760 W 1500 D 890 WT 27KG



Mid Module
7705GR-MID
H 760 W 1200 D 890 WT 20KG



Corner Module
7705GR-COR
H 760 W 880 D 880 WT 18KG



Coffee Table 1.0m x 0.6m
7712GR
H 300 W 610 D 1000 WT 13.5KG



Ottoman
7720GR
H 410 W 600 D 1000 WT 10KG



Casual Dining Left-Hand Module
7715GR-LH
H 970 W 2000 D 850 WT 32KG



Casual Dining Right-Hand Module
7715GR-RH
H 970 W 2000 D 850 WT 32KG



Casual Dining Stool
7717GR
H 460 W 350 D 350 WT 3KG



Square Casual Dining Table 1.3m x 1.3m
7713GR
H 740 W 1300 D 1300 WT 30.5KG



Hanging Chair
7719GR
H 1530 W 1300 D 1400 WT 36KG



Relax Lounger
7724GR
H 850 W 840 D 1450 WT 19KG





ACCESSORIES

Enhance your outdoor space with our extensive range of accessories; from colourful scatter cushions and parasols to protective furniture covers and treatments.

We offer a selection of weather resistant storage bags for your cushions, which we recommend you use to protect them from the elements.

For personalising your timber furniture, we offer an engraving service directly onto the timber or a choice of brass or stainless steel plaques.

For full warranty policy on our range of accessories please refer to our website.

HARDWOOD PARASOLS


Alexander Rose hardwood parasols are operated using a pulley and locking pin system. Simply pull the rope down to raise your parasol up to the desired height and place the brass pin in one of the pole holes to secure.

To lower the parasol remove the locking pin and slowly let the rope pass through your hands until the canopy is folded. We recommend that the parasol is not left up in windy conditions. It is essential to use an Alexander Rose base to add stability.



Round Parasol
w/ Pulley 2.7mØ

UP27



Rectangular Parasol
w/ Pulley 2.0m x 3.0m

UP23



Round Parasol
w/ Pulley 3.0mØ

UP30



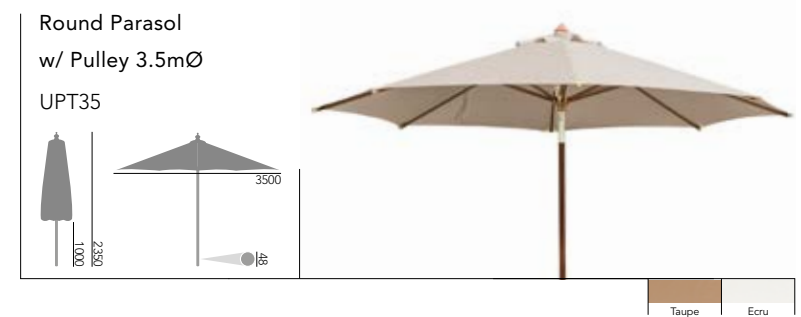
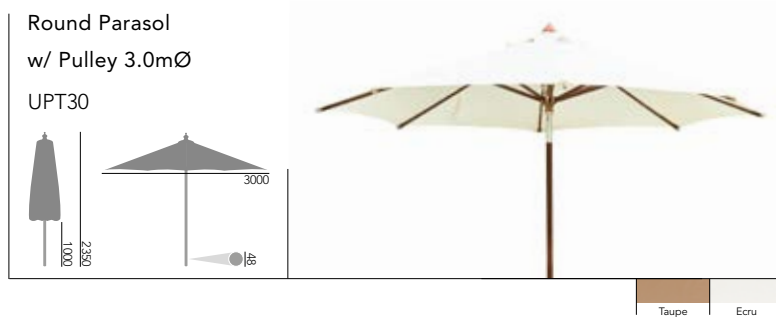
	GB11	GB20	GB30	7960	UHGB50	UHGB90	NC-SMALL	NC-LARGE	NC35	FC17
UP27	●	●	●					●		
UP30		●	●					●		
UP23		●	●					●		

LUXE HARDWOOD PARASOLS



A twist on our classic hardwood parasol, the Luxe hardwood parasol is a new edition for 2021. With the same trusted pulley and locking pin system, what's different about this parasol is the addition of faux leather patches covering the canopy's tips to reinforce the material.

The thickness of the parasol's pole has been increased, making for an all-round sturdier parasol. We recommend that the parasol is not left up in windy conditions. It is essential to use an Alexander Rose base to add stability.



	GB11	GB20	GB30	7960	UHGB50	UHGB90	NC-SMALL	NC-LARGE	NC35	FC17
UPT30			●						●	
UPT35			●						●	

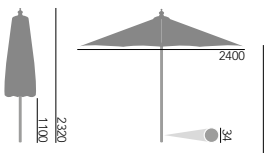
ALUMINIUM PARASOLS


Alexander Rose aluminium parasols are easily operated with a simple crank handle and have a tilt mechanism, allowing you to angle the canopy to provide effective shade from the sun.

Round Parasol

w/ Tilt & Crank 2.4mØ

7959





Grey

Round Parasol

w/ Tilt & Crank 2.7mØ

U27ALU



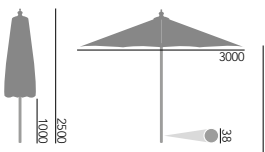



EcuGreenCharcoal

Round Parasol

w/ Tilt & Crank 3.0mØ

U30ALU






TaupeEcuForest Green

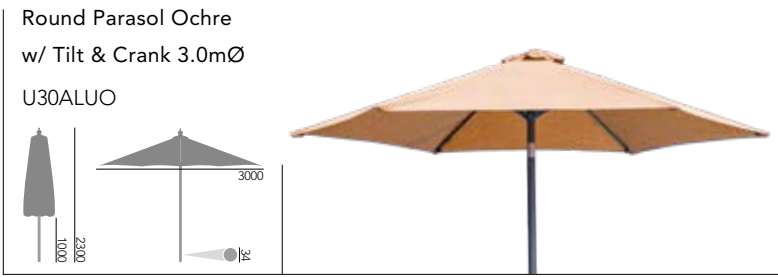
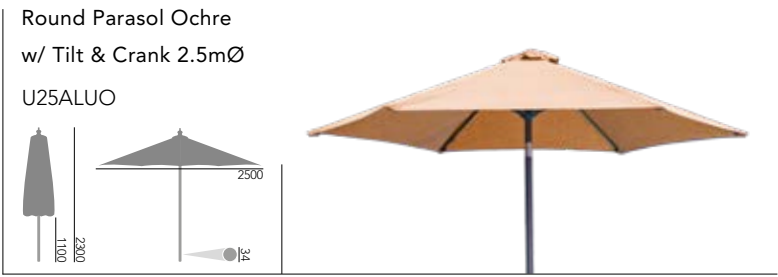
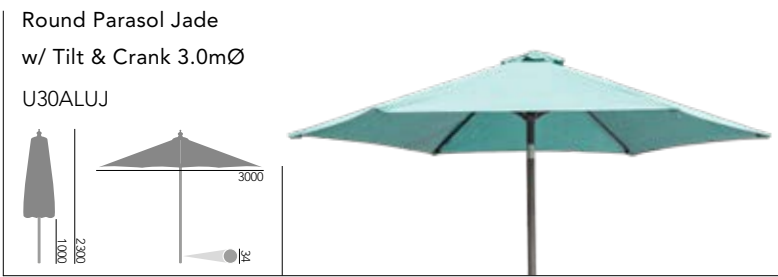

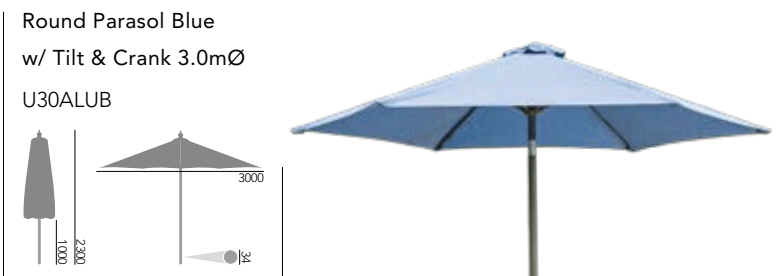
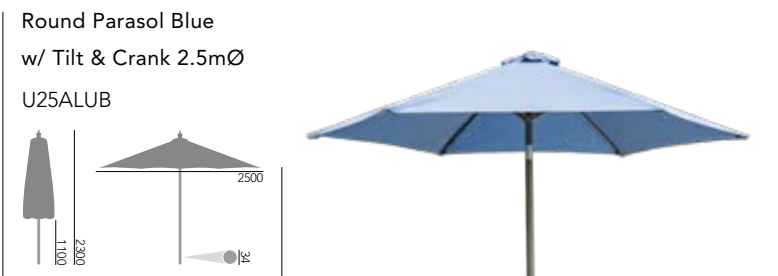


	GB11	GB20	GB30	7960	UHGB50	UHGB90	NC-SMALL	NC-LARGE	NC35	FC17
7959										
7208										
U30ALU										

COLOUR PARASOLS



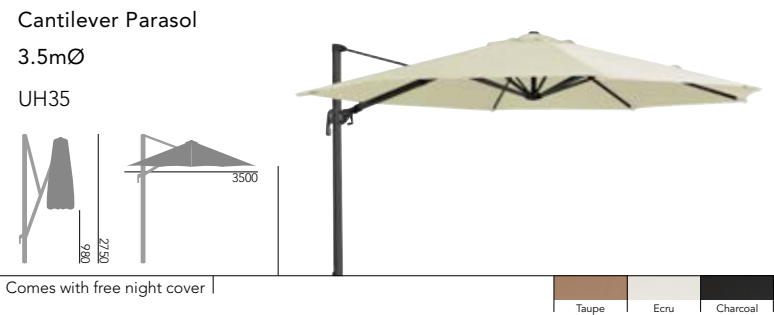
Our popular aluminium parasols now come in a range of 3 colours to suit your colour scheme. Made from durable Olefin fabric, these parasols are easy to clean and simple to use with their crank handle and tilt mechanism. Team with our range of cushions to create your own personal style.



	GB11	GB20	GB30	7960	UHGB50	UHGB90	NC-SMALL	NC-LARGE	NC35	FC17
U25ALU	●	●	●				●			
U30ALU	●	●	●				●			

CANTILEVER PARASOLS

Our elegant cantilever parasols can be positioned to provide maximum shade. They appear to float above the furniture and can be manually rotated to follow the sun. They are free standing, which allows you to position the furniture underneath rather than around a central pole as with conventional designs. The crank mechanism enables effortless use.



The parasols are made using lightweight durable polyester fabric which is water resistant and easy to clean. To clean your parasol we advise that the fabric is kept attached to the frame. For best results use a soft brush or broom and warm soapy water. For more stubborn stains the canopy can be removed and washed at 30°C. Once washed it is important to put the canopy back on the frame to dry.

UH35

The UH35 is an 8 spoke 3.5m cantilever parasol. As with the UHP, its easy crank mechanism makes raising and lowering one smooth movement. The canopy can be adjusted into 7 positions to give maximum shade from the sun. Use with our UHGB90 granite base. The UH35 comes with a free night cover.



	GB11	GB20	GB30	7960	UHGB50	UHGB90	NC-SMALL	NC-LARGE	NC35	FC17
UH35						●			●	

CANTILEVER PARASOLS

UHP

The UHP parasol is easy to operate with the simple handle and lock mechanism. To rotate the parasol simply unlock the handle and move into the desired position, and then lock the handle to secure. The UHP can be easily bolted to an Alexander Rose UHGB50 granite base. To be used with a FC17 cover.



UH30

The UH30 is an 18 spoke curved 3.0m cantilever parasol. As with the UHP it is easy to raise and lower the canopy with a crank handle mechanism. The canopy can be adjusted into 7 positions to give maximum shade from the sun. The parasol also has a foot operated pedal for 360° rotation. For use with the UHGB90 granite base. Comes with a night cover.



	GB11	GB20	GB30	7960	UHGB50	UHGB90	NC-SMALL	NC-LARGE	NC35	FC17
UHP										
UH30										

BASES

Granite Base 11KG

GB11

H	340
W	380
D	380
WT	11KG



Granite Base 20KG

GB20

H	360
W	400
D	400
WT	20KG



Granite Base 30KG

GB30

H	360
W	500
D	500
WT	30KG



Composite Base 12KG

7960

H	160
W	450
D	450
WT	12KG



Cantilever Base 50KG

UHGB50

H	70
W	600
D	600
WT	50KG



Comes with fitted castors

GRANITE BASES

We recommend using the GB11 (11kg) for a four seater set and GB20 (20kg) or GB30 (30kg) for six seater sets or more.

COMPOSITE BASE

The composite base is for use with parasols being used through the centre of a table.

It has a locking handle on the stem of the base to secure the parasol in place, minimising movement.

CANTILEVER BASE 50KG

The UHGB50 base is designed to be used with the UHP range of cantilever parasols.

It has convenient small wheels, allowing the base to be moved along a flat surface easily.

CANTILEVER BASE 90KG

The UHGB90 base has been designed to be used with the UH35 and UH30.

The UHGB90 has locking wheels to secure the parasol and prevent any movement.

Cantilever Base 90KG

UHGB90

H	140*
W	760
D	760
WT	90KG



*Includes locking wheels

CUSHION STORAGE

CUSHION STORAGE BAGS

Our cushion bags come in three sizes; small, medium and large, to accommodate your set of cushions. All of our bags are weather resistant. We recommend storing the cushions in the bag in a dry place when not required.

SMALL CUSHION BAG

The small cushion bag is designed for furniture cushions, it will also hold several scatter cushions.

MEDIUM CUSHION BAG

The medium cushion bag is designed for sofa set cushions and many other sizes of cushion.

LARGE CUSHION BAG

The large cushion bag is designed for our larger cushion pieces, such as the Ocean Hut, modular sofa sets and Beach Lounge sets.

CUSHION BOX

Our cushion boxes are made to order and come in small, medium or large, in any of our weave colours.

Small Cushion Bag

FC16

H	500
W	370
L	1200
WT	-



Medium Cushion Bag

FC24

H	550
W	620
L	850
WT	-



Large Cushion Bag

FC23

H	800
W	470
L	1800
WT	-



FURNITURE COVERS

Rectangular Cover

FC14
H 900 W 1650 L 2500
FC2
H 900 W 1780 L 2800



Round/Oval Cover

FC10
H 900 W 1300 D 1300
FC1
H 900 W 2100 D 2100
FC6
H 900 W 3200 D 3200
FC11
H 750 W 1600 D 1000



Square Table Cover

FC33
H 900 W 1250 D 1250



Steamer Cover

FC9
H 1000 W 600 D 1150



Weave Armchair Cover

FC19
H 860 W 630 D 970



Our covers are breathable and protect against the build up of dirt and ensure less furniture maintenance is required. The covers come with ties and cords for securing to the furniture. It may be necessary to place an object such as a bucket between the furniture and the cover. This will reduce the amount of sagging and will help the airflow around the furniture. This will prevent the chance of rotting occurring.

Maldives Sofa Cover

FC30
H 730 W 920 D 930
FC29
H 730 W 920 D 1650
FC28
H 730 W 920 D 2170



Lovers' Recliner Cover

FC22
H 900 W 1670 D 900



Relax Hut Cover

FC21
H 2100 W 2200 D 1500



Sunbed Cover

FC20
H 380 W 780 D 2080



FURNITURE COVERS

Bench Cover

FC7 4ft
H 900 W 1350 D 660

FC8 5ft
H 900 W 1600 D 660

FC18 6ft
H 900 W 1910 D 660

FC31 5ft
H 1100 W 1600 D 700



Companion Set Cover

FC12
H 850 W 1800 D 650



Parasol Cover

NC-SMALL
H 1750 W 410 D 410

NC-LARGE
H 2350 W 500 D 500



Swing Seat Cover

FC3
H 1960 W 1980 D 1500



Cantilever Cover

FC17
H 2000 W 50 D 510



Cantilever Cover

NC35
H 2400 W 480 D 480



LAZY SUSAN

Alexander Rose Lazy Susan is made using thick tempered safety glass. Our Lazy Susan has been designed with a 50mm central hole to enable full use of parasols whilst dining.



Glass Lazy Susan 0.7mØ

GLS700

H	50
W	700
D	700
WT	9KG



PREMIUM OLEFIN CUSHIONS

These cushions are piped giving a luxurious feel and come with ties for securing to the furniture. The fabric is resistant to shrinking and staining. We recommend storing the cushions in a dry environment during wet weather and over winter.

Composition: Fabric 100% Olefin 230 grams, Filling 100% Ultraspring Fibre.

Seat Pad

563

To fit:
337S, 338S, 354S,
115, 108



Armchair Cushion

565

To fit:
106, 129, 333S,
340S, 340B



Armchair Cushion

150C
Steamer Cover

To fit:
150HB



Recliner Cushion

562

To fit:
107, 320S



Steamer Cushion

556

To fit:
148, 355B



Bench Cushion

566 4ft
567 5ft

4ft Does **not** fit: 112
5ft Does **not** fit: 111



Sunbed Cushion

154C

To fit:
154



CUSHION CLEANING TIPS

1. Brush off any loose dirt.
 2. Prepare a cleaning solution of 1:16 mild detergent to lukewarm water.
 3. Use a sponge or a soft bristle brush to clean.
 4. Allow cleaning solution to soak into the fabric.
 5. Rinse thoroughly to remove all soap residue.
 6. Allow fabric to air dry.
- Do not** dry clean, iron, steam iron or tumble dry cushions.
Do not use bleach or strong detergents.

SCATTER CUSHIONS

1 Dalia Yellow Scatter Cushion
7768DY

2 Jungle Scatter Cushion
7768JU

3 Dusk Scatter Cushion
7768DU

4 Dawn Scatter Cushion
7768DA

5 Dalia Blue Scatter Cushion
7768DB

Personalise your furniture with our vibrant range of scatter cushions to give a pop of colour. Made from 180gsm polyester fabric, cushions come in a choice of 5 eye catching colours. Size - 450mm x 450mm.



TIMBER TREATMENT

Alexander Rose manufactures garden furniture which will last for many years. Over time, as part of the natural weathering process, cracks and splits will appear in the wood, particularly on the end grain and to a lesser extent on the surface. The drier the wood, the more cracks will appear due to the evaporation of natural oils and minerals in the wood from exposure to the elements. As with most hardwoods, this is a normal characteristic for any timber which remains outdoors. Our timber furniture is designed with this in mind and its strength and durability will remain unaffected.

Wooden furniture can be treated with our specially formulated care products to give a beautiful rich finish and enhance the look of the wood. Alternatively it can be left to turn a mellow silver/grey, and should be cleaned occasionally with soapy water.

Timber Cleaner

GT2

VOL | 1000ml



Cleans and brightens weathered timbers.
Can be used on: Sorrento, Roble, Mahogany, Pine

Timber Shield

GT5

VOL | 1000ml



Makes timber repellent to water and moisture. Helps prevent stains.
Can be used on: Sorrento, Roble



INSCRIPTIONS & ANCHORS

BENCH ENGRAVINGS

Alexander Rose offers an engraving service with three options: brass plaque, stainless steel plaque and direct engravings onto our furniture. Our brass plaque offers a more traditional look for your inscription. Stainless steel plaques provide a more contemporary look with a silver shine, and they will not rust.

If you are looking for something unique we offer a direct engraving service. Your inscription is carved directly into the timber by a computer-aided engraving machine. A direct engraving will mellow down along with the bench to a silver/grey finish if left untreated.



FURNITURE ANCHORS

We have designed two types of anchors for different surfaces, the most common being lawns. Using an Alexander Rose soft ground anchor kit avoids the need for concrete. Installation is quick and easy without any mess.

Our soft ground anchors come with solid brass plates that screw onto the outside legs. These have sleeves to allow the anchors to pass through and penetrate the surface. When an anchor approaches its maximum depth (500mm) a curved fluke is released to grip the bench further into the surface, adding more security.

Our bolt down anchors are designed to be used with concrete. They have a maximum depth of 110mm and require a 20mm masonry drill bit to install them.

Engraved Brass Plaque

BP

H	50
W	153

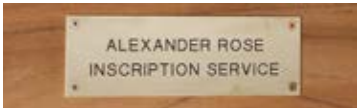


Max Words: 18 (5 Lines). Other sizes on request.

Stainless Steel Plaque

SP

H	50
W	153



Max Words: 18 (5 Lines). Other sizes on request.

Direct Engraving

343S

H	-
W	-



Max Words: 30 (2 Lines). Logo Engraving Available.

Bolt Down Anchor Soft Ground

BA1
BA2*

H	-
W	-



Includes Installation Tool.

Bolt Down Anchor Hard Ground

BA3

H	-
W	-



Bolt down anchors for hard ground and concrete surfaces.



+44 (0) 1444 258 928



commercialsales@alexander-rose.co.uk



www.instagram.com/alexander.rose.furniture



www.facebook.com/alexanderrosefurniture



www.alexander-rose.co.uk

DIFFERENT BY DESIGN